

K-TRACS

PDMP Status Update
May 5, 2017





K-TRACS

General PMP Update

KTRACS Patient Queries (March 2017 Snap Shot):

- Web (In-state) Requests: **2,143** per day (11%)
Compared to 1,779 per day in Dec 2016 and 1,779 per day in March 2017
- Web + PMPi Requests: **17,141** per day (includes Via Christi/Gateway)
Compared to 17,786 per day in Dec 2016 and 17,141 per day in March 2017

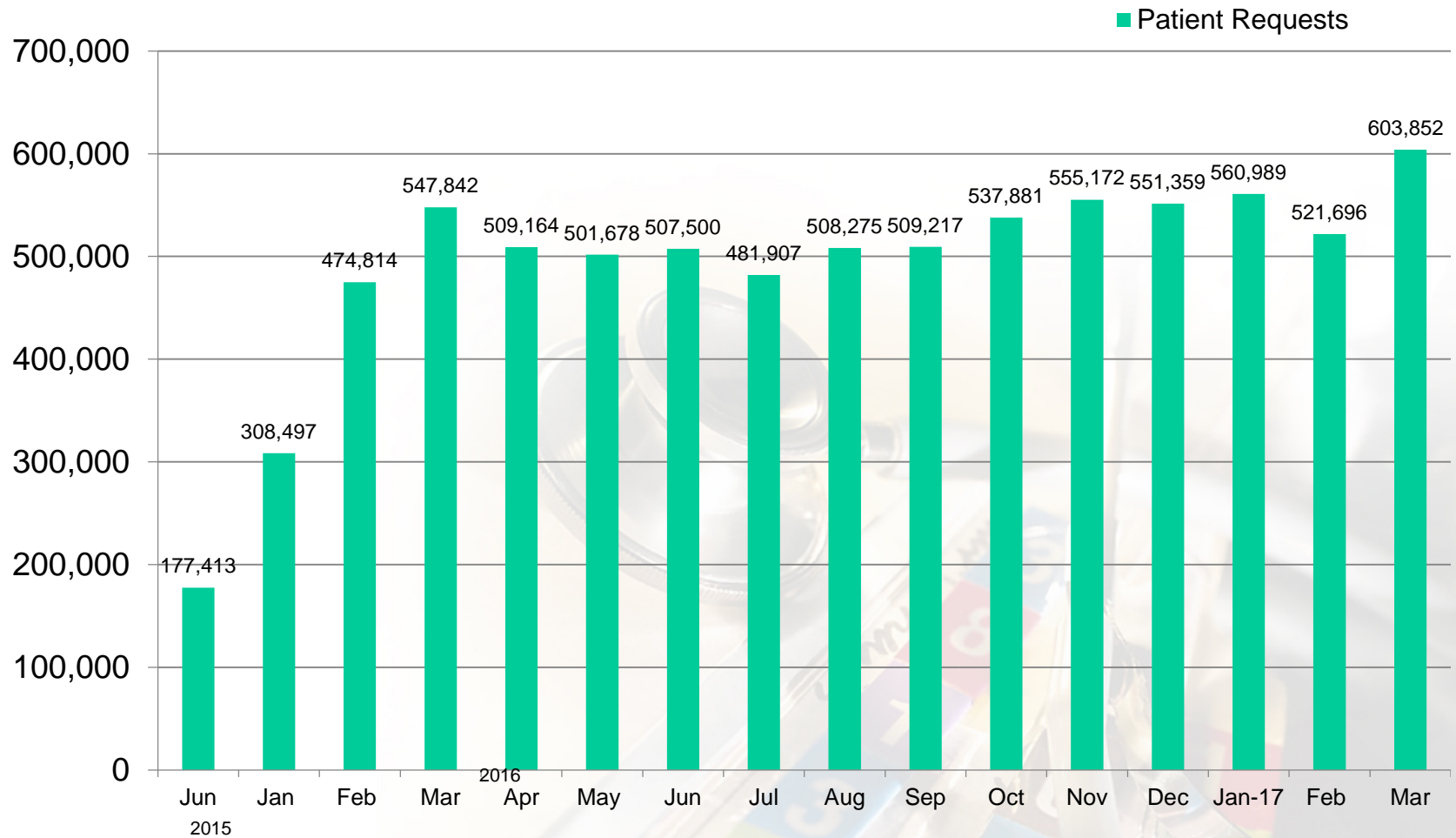
Top 3 Requesting States

1. Gateway
2. Via Christi Health
3. Oklahoma



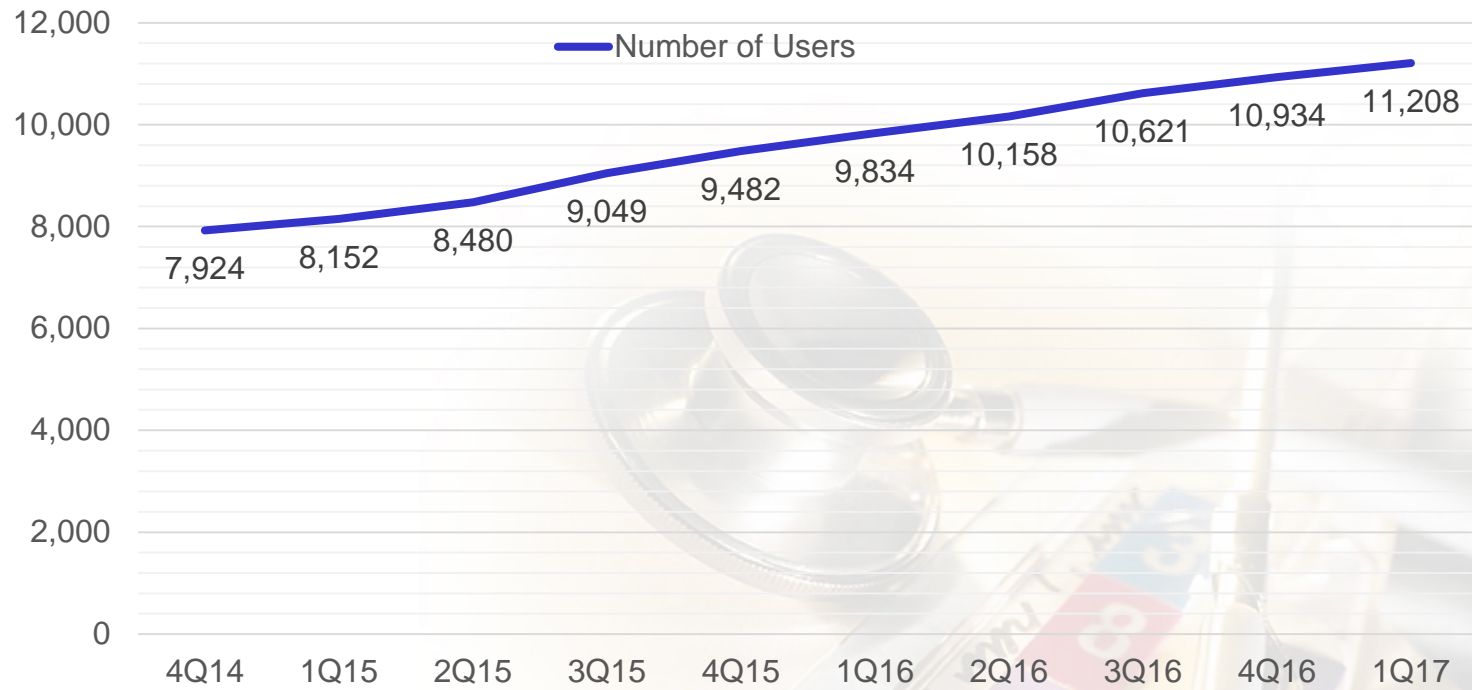
K-TRACS

Number of Patients Queries by Month



K-TRACS

Total K-TRACS Users






K-TRACS

PMP Threshold Notifications Sent

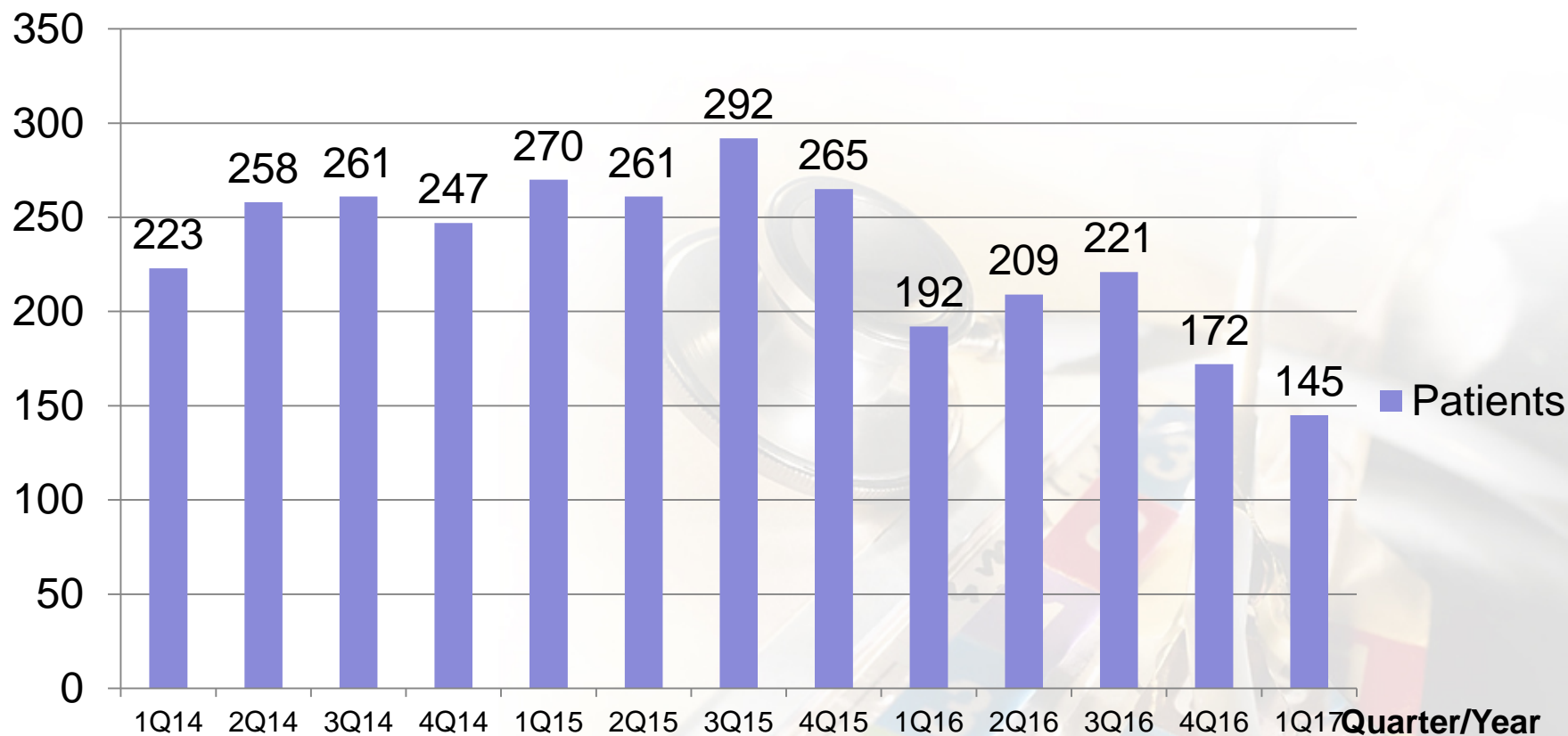
	4Q'13	4Q'14	1Q'15	2Q'15	3Q'15	4Q'15	1Q'16	2Q'16	3Q'16	4Q'16	1Q'17
Threshold Patients	276	247	270	261	292	265	192	209	221	172	145
Total Letters Sent	3,580	3,289	3,384	1,271	1,161	1,148	861	905	872	678	392
Total E-mails Sent				2,104	2,482	2,487	1,665	1,829	1,967	1,533	735
Total Notifications	3,580	3,289	3,384	3,375	3,643	3,635	2,526	2,734	2,839	2,211	1,127





K-TRACS

PDMP Threshold Patients





K-TRACS

PDMP Threshold Patients

- 1Q17 Threshold report generated **145** individuals meeting 5/5/90.
- Top patient meeting threshold (5/5/90) visiting most **PHYSICIANS:**
 - 15 Physicians/ 6 Pharmacies/ 15 Prescriptions (Q1 2017)
 - 18 Physicians/ 7 Pharmacies/ 18 Prescriptions (Q4 2016)
 - 25 Physicians/ 5 Pharmacies/ 25 Prescriptions (Q3 2016)
 - 16 Physicians/ 7 Pharmacies/ 29 Prescriptions (Q2 2016)
- Top patient meeting threshold (5/5/90) visiting most **PHARMACIES:**
 - 5 Physicians/ 8 Pharmacies/ 15 Prescriptions (Q1 2017)
 - 13 Physicians/ 11 Pharmacies/ 20 Prescriptions (Q4 2016)
 - 15 Physicians/ 10 Pharmacies/ 22 Prescriptions (Q3 2016)
 - 13 Physicians/ 9 Pharmacies/ 15 Prescriptions (Q2 2016)



K-TRACS

Harold Rogers Data (Appriss Report)

Category	4Q13	4Q14	4Q15	4Q16
Registered Prescribers	4,003	4,592	6,657	7,656
Registered Pharmacists	1,770	2,086	2,585	3,202
Patients 5/5/90	218	218	265	172
Solicited Reports to Prescribers	24,104	54,254	78,972	100,498
Solicited Reports to Pharmacists	30,190	53,020	53,809	54,795
Solicited Reports to Medicaid Managed Care Organizations or Law Enforcement	27	4	19	32
Solicited Reports to Regulatory Agencies	32	0	0	0
Solicited Reports to Medical Examiners	3	20	17	30
Solicited Reports to Drug Treatment	0	0	0	0
Solicited Reports to Drug Courts	0	0	0	0
Solicited Reports to Other End Users	0	0	0	0
Unsolicited Reports to Prescribers	6,198	4,565	7,541	976
Unsolicited Reports to Pharmacist	631	637	696	375
Solicited Reports to Prescribers Out of State	463	718	1,145	1,960
Solicited Reports to Pharmacist Out of State	254	665	875	3,467
Unsolicited Reports to Prescribers Out of State	1,308	945	2,447	89
Unsolicited Reports to Pharmacist Out of State	138	60	122	13

K-TRACS

NABP PMPi Update

- Total number of live participating state PMPs: **40*** (last report showed 30)

Alaska	Kentucky	North Dakota	Virginia
Arizona	Louisiana	Dakota	West Virginia
Arkansas	Maryland	Ohio	Wisconsin
Colorado	Massachusetts	Oklahoma	
Connecticut	Michigan	Rhode Island	
Delaware	Minnesota	South Carolina	
Georgia	Mississippi	South Dakota	
Idaho	Nevada	Tennessee	
Illinois	New Jersey	Texas	
Indiana	New Hampshire	Utah	
Iowa	New Mexico	Vermont	
Kansas	New York		

- Total number of states Kansas now sharing data with: **27**
- Nebraska went live January 2017 but will not be able to interconnect until 201
- St. Louis County Missouri will be joining interconnect.
- Recently added Montana and Rhode Island

K-TRACS

