



# K-TRACS Quarterly Review

2<sup>nd</sup> Quarter 2018

# First 6 months of 2018

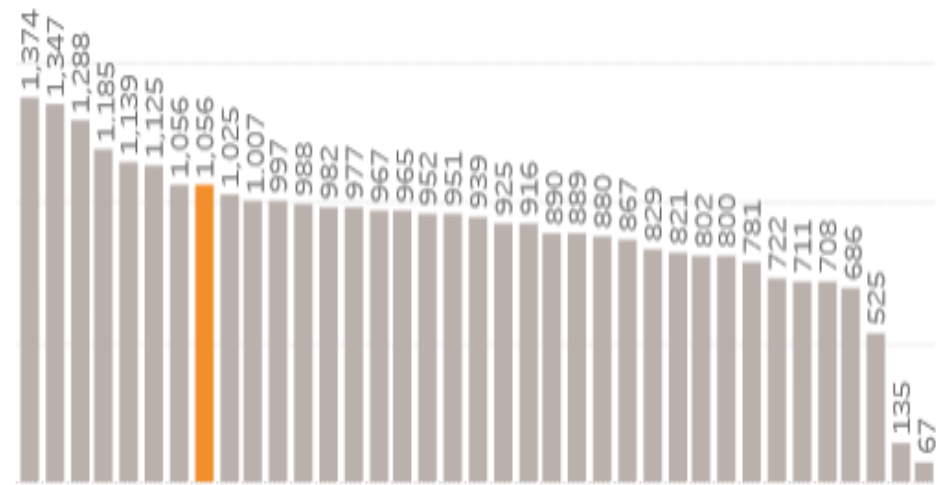


**Kansas** [click here..](#)

## PDMP data and analytics


Providing insightful analytics to your state for effectively managing controlled substance dispensations and consumption that plagues your community.

**Yours** vs. All Other States  
CY YTD Prescriptions / 1000 r



District of Columbia is excluded from this ranking.

**PDMP reality: 38.64%** of your residents have filled at-least one **prescription** this Year.



Prescriptions  
**2,924,925**

Opioids  
**39.49%**

Non-Opioids  
**60.51%**

First half of 2018



# Dispensing Activity for Control Substances January to June 2018

Kansas [click here...](#)



## Rx DISPENSING ACTIVITY

Quick Slicers:



2014

2015

2016

2017

2018



Yrly Prescriptions / Capita

1.056



Prescriptions

3,013,249



Quantity

200,240,232



Days Supply

83,155,208



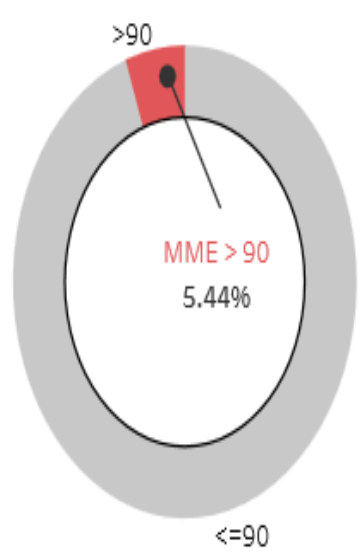
Total Opioid MME

996,185,069

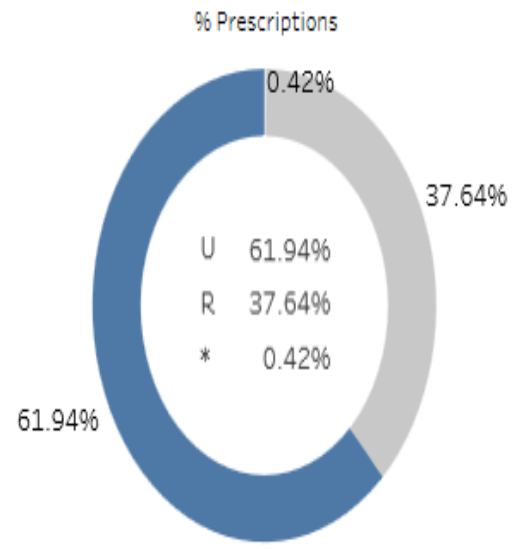
\*Excluding Buprenorphine

# Dispensing Activity for Control Substances Jan-June 2018

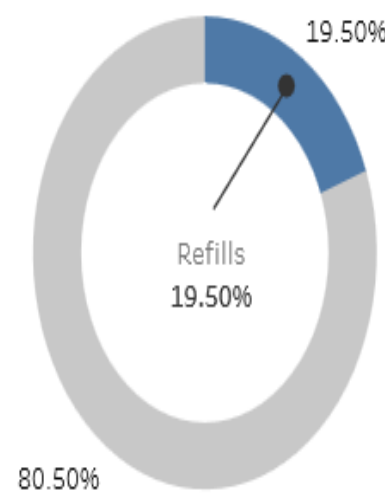
% Prescriptions > 90 MME vs. All



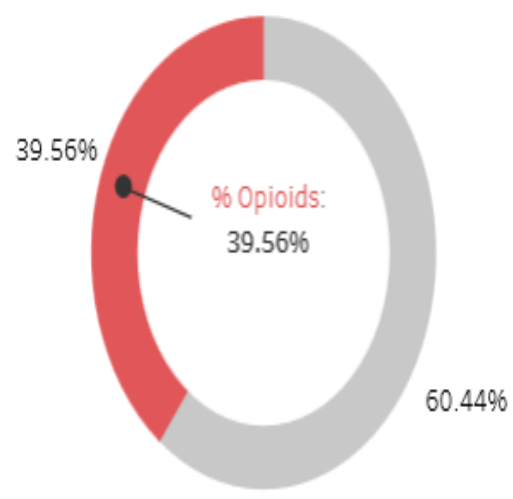
Patient Demographic Environment



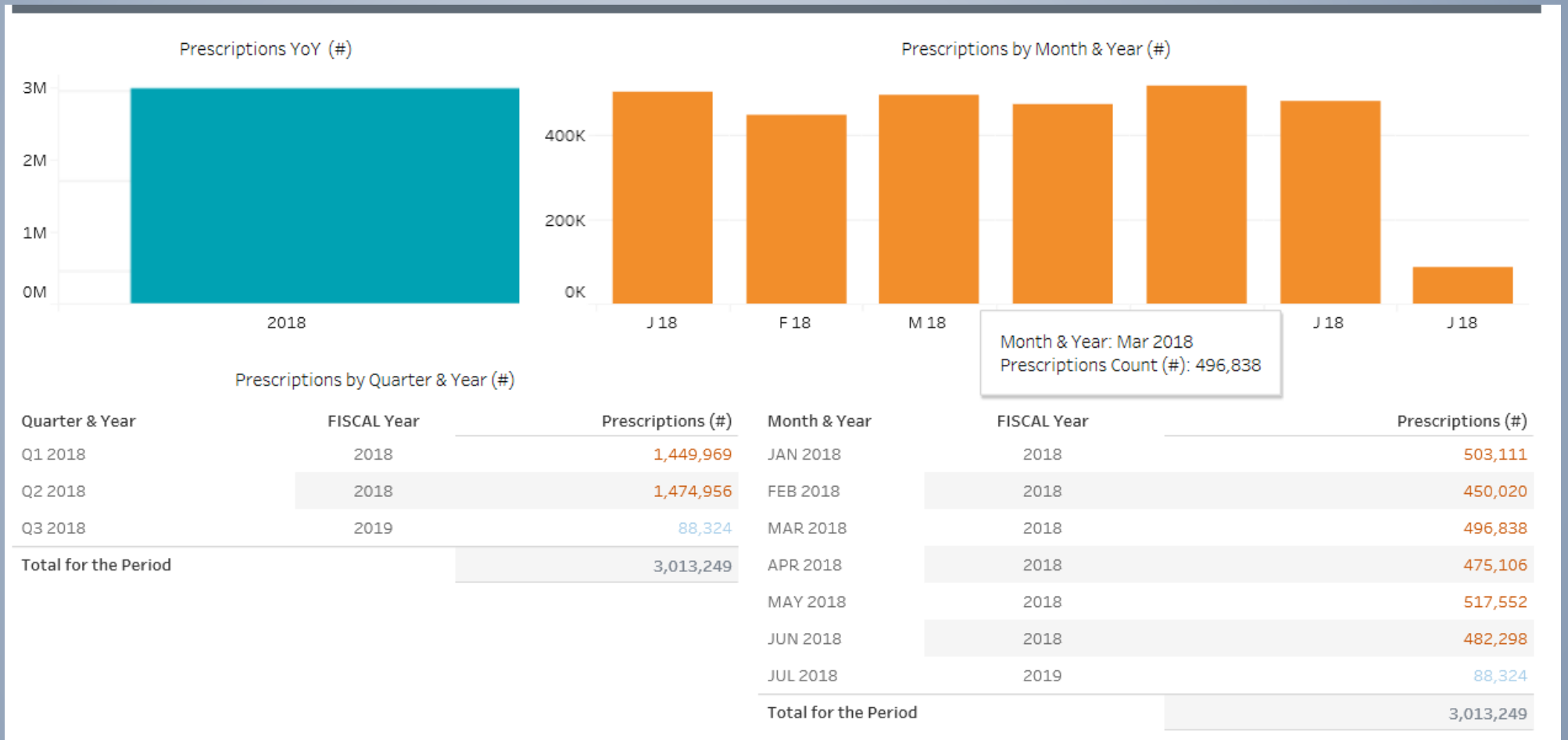
New vs. Refill Prescriptions (%)



Opioids vs. Non Opioids (%)



# Dispensing Activity for Control Substances Jan-June 2018





# Top 8 Control Substances Dispensed

Gabapentin is now number 12, mandatory reporting does not start until July 25, 2018



Listing by Drug Brand Name (#)

Drug Brand Name	Drug AHFS Class Desc	Prescriptions (#)
HYDROCODONE-ACETAMINOPHEN	OPIATE AGONISTS	449,581
ALPRAZOLAM	BENZODIAZEPINES (ANXIOLYTIC, SEDATIV/HYP)	258,309
TRAMADOL HCL	OPIATE AGONISTS	245,596
ZOLPIDEM TARTRATE	ANXIOLYTICS, SEDATIVES & HYPNOTICS, MISC.	192,826
OXYCODONE-ACETAMINOPHEN	OPIATE AGONISTS	159,881
CLONAZEPAM	BENZODIAZEPINES (ANTICONVULSANTS)	149,491
LORAZEPAM	BENZODIAZEPINES (ANXIOLYTIC, SEDATIV/HYP)	143,131
DEXTROAMPHETAMINE-AMPHETAMINE	AMPHETAMINES	124,464

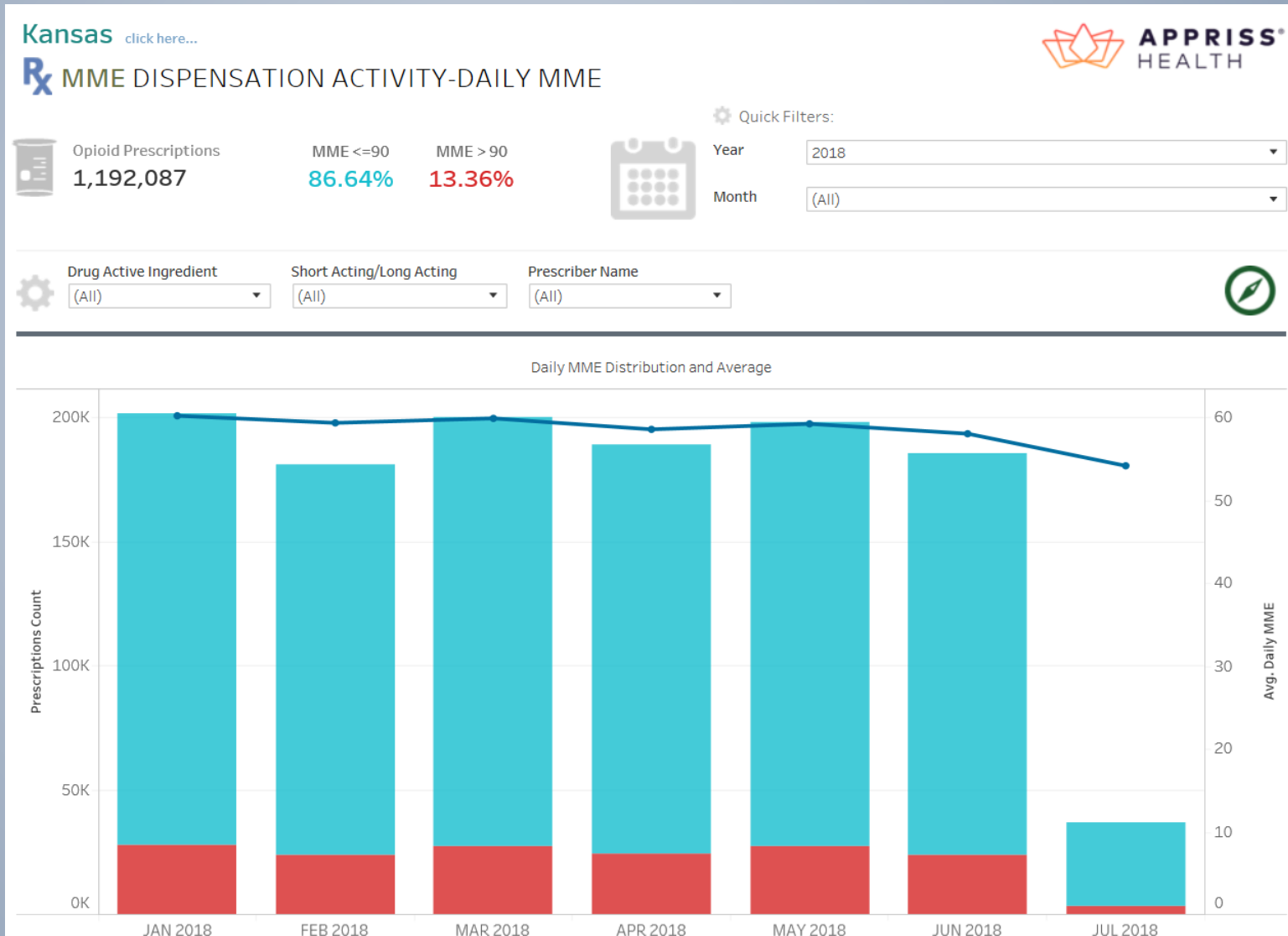
For June 2018 and up to July 16, 2018 Gabapentin is the 5<sup>th</sup> most prescribed drug in the state. Required submission does not start until July 25.

Listing by Drug Brand Name (#)

Drug Brand Name	Drug AHFS Class Desc	Prescriptions (#)
HYDROCODONE-ACETAMINOPHEN	OPIATE AGONISTS	101,505
TRAMADOL HCL	OPIATE AGONISTS	54,853
ALPRAZOLAM	BENZODIAZEPINES (ANXIOLYTIC,SEDATIV/HYP)	54,175
ZOLPIDEM TARTRATE	ANXIOLYTICS, SEDATIVES & HYPNOTICS,MISC.	43,051
GABAPENTIN	ANTICONVULSANTS, MISCELLANEOUS	40,432
OXYCODONE-ACETAMINOPHEN	OPIATE AGONISTS	36,319
CLONAZEPAM	BENZODIAZEPINES (ANTICONVULSANTS)	31,714



# Daily MME dispensation activity





# Users

## COUNT OF USERS

### Count of Users by User Role in your State:

Physician (MD, DO)	5,853
Pharmacist	4,687
Nurse Practitioner / Clinical Nurse Specialist	2,498
Prescriber Delegate - Licensed	2,320
Physician Assistant	1,120
Null	1,041
Dentist	740
Pharmacist's Delegate - Licensed	372
Prescriber Delegate - Unlicensed	356
Pharmacy Technician	239
Out of State Pharmacist	171

## PERCENT OF USER DISTRIBUTION

User Role	User Counts	
	User Count	% Distribution
Physician (MD, DO)	5,853	28.79%
Pharmacist	4,687	23.06%
Nurse Practitioner / Clinical Nurse Specialist	2,498	12.29%
Prescriber Delegate - Licensed	2,320	11.41%
Physician Assistant	1,120	5.51%
Null	1,041	5.12%
Dentist	740	3.64%
Pharmacist's Delegate - Licensed	372	1.83%
Prescriber Delegate - Unlicensed	356	1.75%
Pharmacy Technician	239	1.18%
Out of State Pharmacist	171	0.84%

# Average Activity per Day

## Average Activity Per Day (#)

Month	2018
JAN	4,321
FEB	4,502
MAR	4,810
APR	5,027
MAY	5,644
JUN	5,807
JUL	1,359



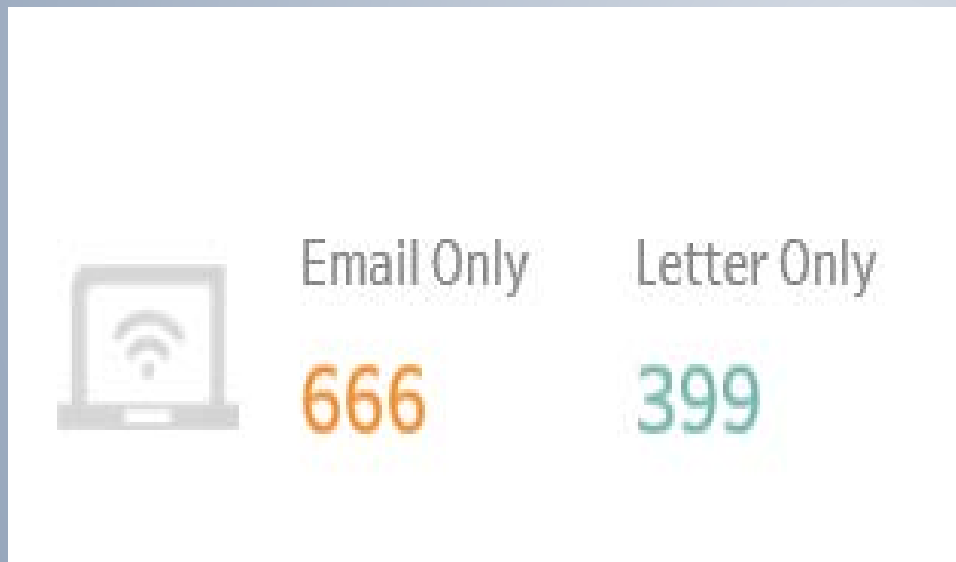




# Thresholds

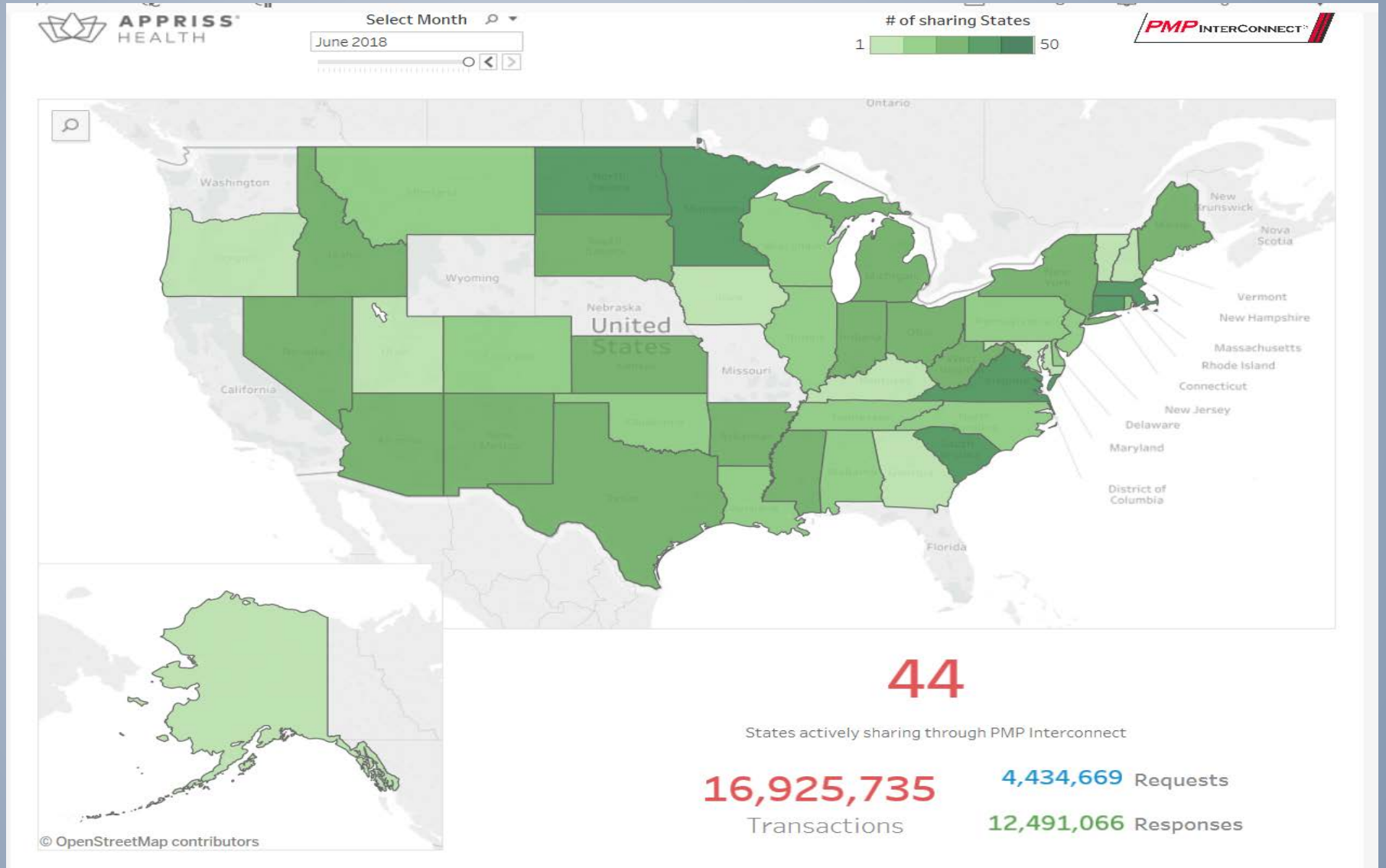
AMOUNT OF LETTERS AND EMAILS

NUMBER OF PATIENTS



Threshold Request	Prescriber Count: 5, Dispenser Count: 5, Prescription Count: 1	91 Patients
-------------------	--	-------------

# PMPi



❖ Transactions via the statewide integration

All Wal-Mart and Sam's stores (93 total) integrated between July 17-20

	Feb	March	April	May	June
Total	712,546	967,638	932,102	1,015,173	968,873

