



# K-TRACS QUARTERLY REVIEW

January 19, 2018

# PDMP REQUESTS ACTIVITY

- Total Request Activity



Request Activity

211,813

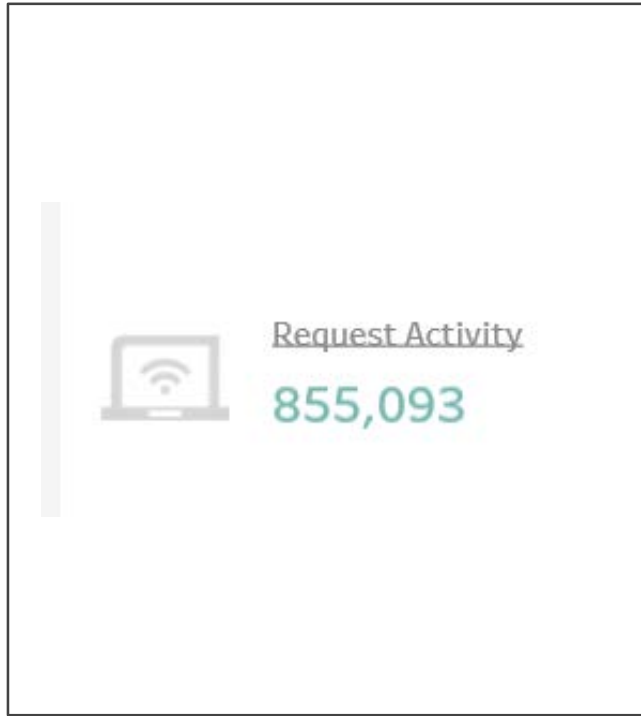

- Average Activity Per Day

Average Activity Per Day (#)	
Month	2017
OCT	2,270.84
NOV	2,326.43
DEC	2,310.45

## REQUEST MADE IN 4<sup>TH</sup> QUARTER 2017

### Average Activity Per Day (#)

Month	2017
JAN	2,683.3
FEB	2,614.4
MAR	2,482.4
APR	2,185.2
MAY	2,272.6
JUN	2,245.6
JUL	2,147.3
AUG	2,390.1
SEP	2,196.9
OCT	2,270.8
NOV	2,326.4
DEC	2,310.5



# PDMP ACTIVITY FOR 2017

Total Request Activity



# TOTAL REQUESTS 2017



# TOTAL USER BY ROLE

• Physicians	5,388
• Pharmacist	4,338
• Nurse Practitioner	2,237
• Prescriber Delegates	2,058
• Physician Assistant	1,046
• Dentists	700
• Pharmacist Delegate	595
• Other	<u>1,776</u>
<b>Total</b>	<b>18,138</b>



# LOG IN ACTIVITY

- 2017 Totals



Login Activity

557,262

Request Activity

855,093

Average Activity Per Day (#)

Month	2015	2016	2017	2018
JAN	1,787	2,812	4,083	2,039
FEB	1,916	3,091	4,025	
MAR	2,045	3,145	3,987	
APR	2,217	3,574	3,635	
MAY	2,205	3,567	3,782	
JUN	2,381	3,785	3,815	
JUL	2,491	3,582	3,623	
AUG	2,779	3,981	4,048	
SEP	2,748	3,804	3,748	
OCT	2,762	3,793	3,902	
NOV	2,695	3,952	3,914	
DEC	2,795	3,805	3,875	

# PDMP THRESHOLD NOTICES

4<sup>th</sup> Quarter 2017

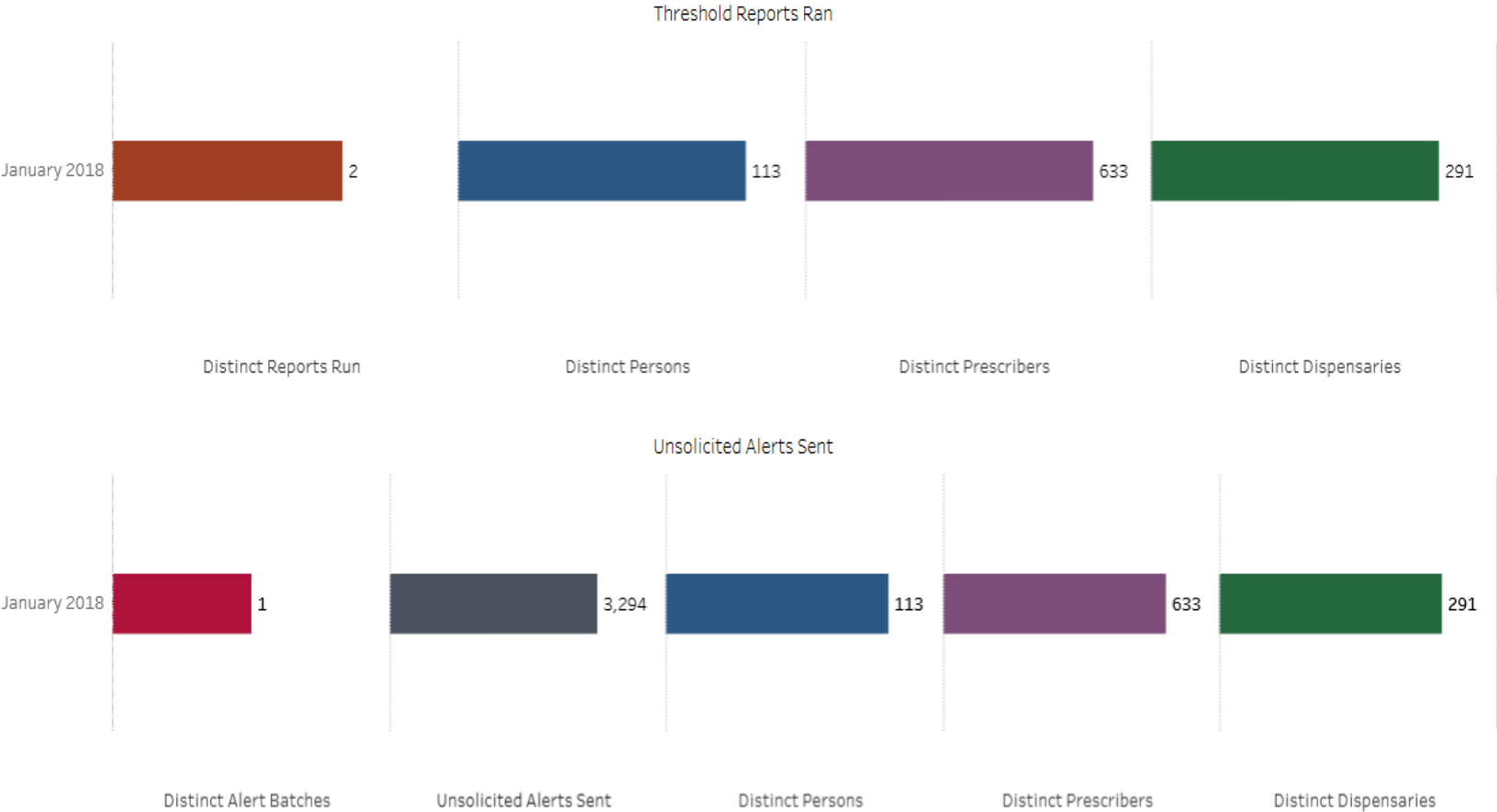


Email Only

873

Letter Only

502





# PDMP THRESHOLD PATIENTS

- 4<sup>th</sup> Quarter 2017 report generated 113 individuals meeting 5/5/90.
- Top patients meeting threshold 5/5/90 visiting most **Prescribers**.
- **17** Prescribers/**5** Dispensers/**18** Prescriptions (Q4 2017)
- 24 Prescribers/10 Dispensers/26 Prescriptions (Q3 2017)
- 15 Prescribers/9 Dispensers/39 Prescriptions (Q2 2017)
- 15 Prescribers/6 Dispensers/15 Prescriptions (Q1 2017)
- 18 Prescribers/7 Dispensers/18 Prescriptions (Q4 2016)

# PDMP THRESHOLD PATIENT

➤ 4<sup>th</sup> Quarter 2017

➤ Top patients meeting threshold (5/5/90) visiting most **Dispensers**.

➤ **14** Prescribers/**15** Dispensers/**15** Prescriptions (Q4 2017)

➤ 13 Prescribers/12 Dispensers/14 Prescriptions (Q3 2017)

➤ 14 Prescribers/13 Dispensers/14 Prescriptions (Q2 2017)

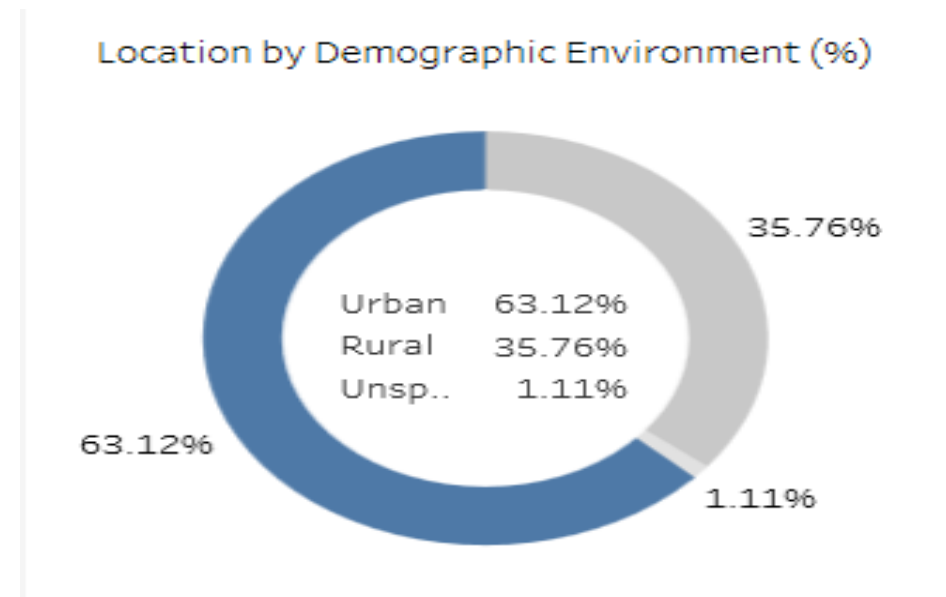
➤ 5 Prescribers/ 8 Dispensers/15 Prescriptions (Q1 2017)

➤ 13 Prescribers/11 Dispensers/20 Prescriptions (Q4 2016)


# TOTAL CONTROL SUBSTANCES DISPENSED

Total Prescription Dispensed  
in 2017

Demographics



# 4<sup>TH</sup> QUARTER CONTROL SUBSTANCES DISPENSED



Prescriptions

1,455,204

Opioids

42.15%

Non-Opioids

57.85%

# TOP DRUGS DISPENSED IN THE 4<sup>TH</sup> QUARTER 2017

## Listing by Drug Generic Name (#)

Drug Generic Name	Drug AHFS Class Desc	Prescriptions (#)
HYDROCODONE BITARTRATE/ACETAMINOPHEN	OPIATE AGONISTS	238,263
ALPRAZOLAM	BENZODIAZEPINES (ANXIOLYTIC,SEDATIV/HYP)	134,937
TRAMADOL HCL	OPIATE AGONISTS	126,171
ZOLPIDEM TARTRATE	ANXIOLYTICS, SEDATIVES & HYPNOTICS,MISC.	101,052
DEXTROAMPHETAMINE SULF-SACCHARATE/AMPHETAMINE SULF-AS..	AMPHETAMINES	95,998
OXYCODONE HCL/ACETAMINOPHEN	OPIATE AGONISTS	82,352
CLONAZEPAM	BENZODIAZEPINES (ANTICONVULSANTS)	79,120
LORAZEPAM	BENZODIAZEPINES (ANXIOLYTIC,SEDATIV/HYP)	72,529
OXYCODONE HCL	OPIATE AGONISTS	62,127
METHYLPHENIDATE HCL	RESPIRATORY AND CNS STIMULANTS	45,161
LISDEXAMFETAMINE DIMESYLATE	AMPHETAMINES	41,552
DIAZEPAM	BENZODIAZEPINES (ANXIOLYTIC,SEDATIV/HYP)	30,291
MORPHINE SULFATE	OPIATE AGONISTS	29,087

# PMPI

- Kansas is connected with **29** states.
- Recently added New York and Maine
- St. Louis County Missouri hoping to interconnect by early March. (Covering 80% of population)

