

K-TRACS

KANSAS TRACKING AND REPORTING OF
CONTROLLED SUBSTANCES

PMP Status Update
February 17, 2017





K-TRACS

KANSAS TRACKING AND REPORTING OF CONTROLLED SUBSTANCES

General PMP Update

KTRACS Patient Queries (December 2016 Snap Shot):

- Web (In-state) Requests: **1,779** per day (10%)
Compared to 1,697 per day in Sept 2016 and 1,779 per day in Dec 2016
- Web + PMPi Requests: **17,786** per day (includes Via Christi/Gateway)
Compared to 16,973 per day in Sept 2016 and 17,786 per day in Dec 2016

Top 3 Requesting States

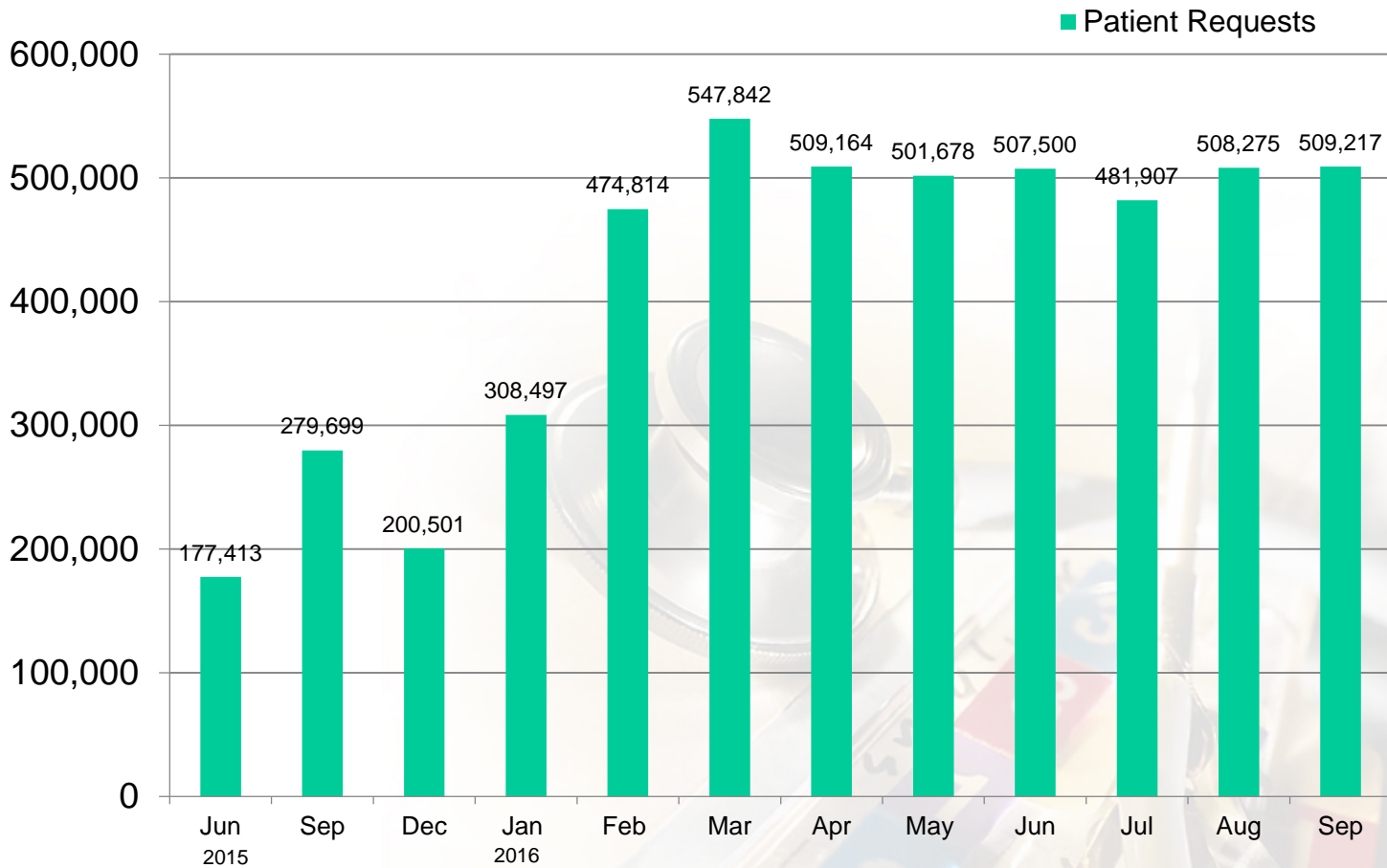
1. Gateway
2. Via Christi Health
3. Oklahoma



K-TRACS

KANSAS TRACKING AND REPORTING OF CONTROLLED SUBSTANCES

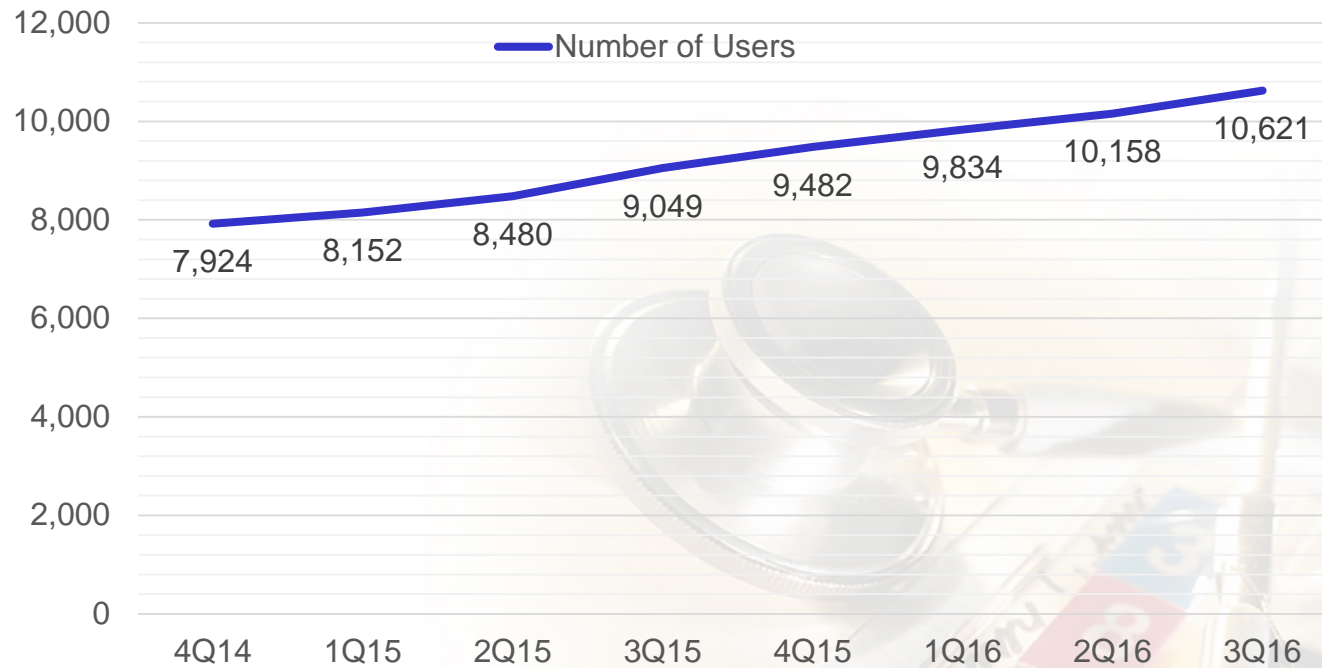
Number of Patients Queries by Month



K-TRACS

KANSAS TRACKING AND REPORTING OF CONTROLLED SUBSTANCES

Total K-TRACS Users



K-TRACS

KANSAS TRACKING AND REPORTING OF CONTROLLED SUBSTANCES

PMP Threshold Notifications Sent

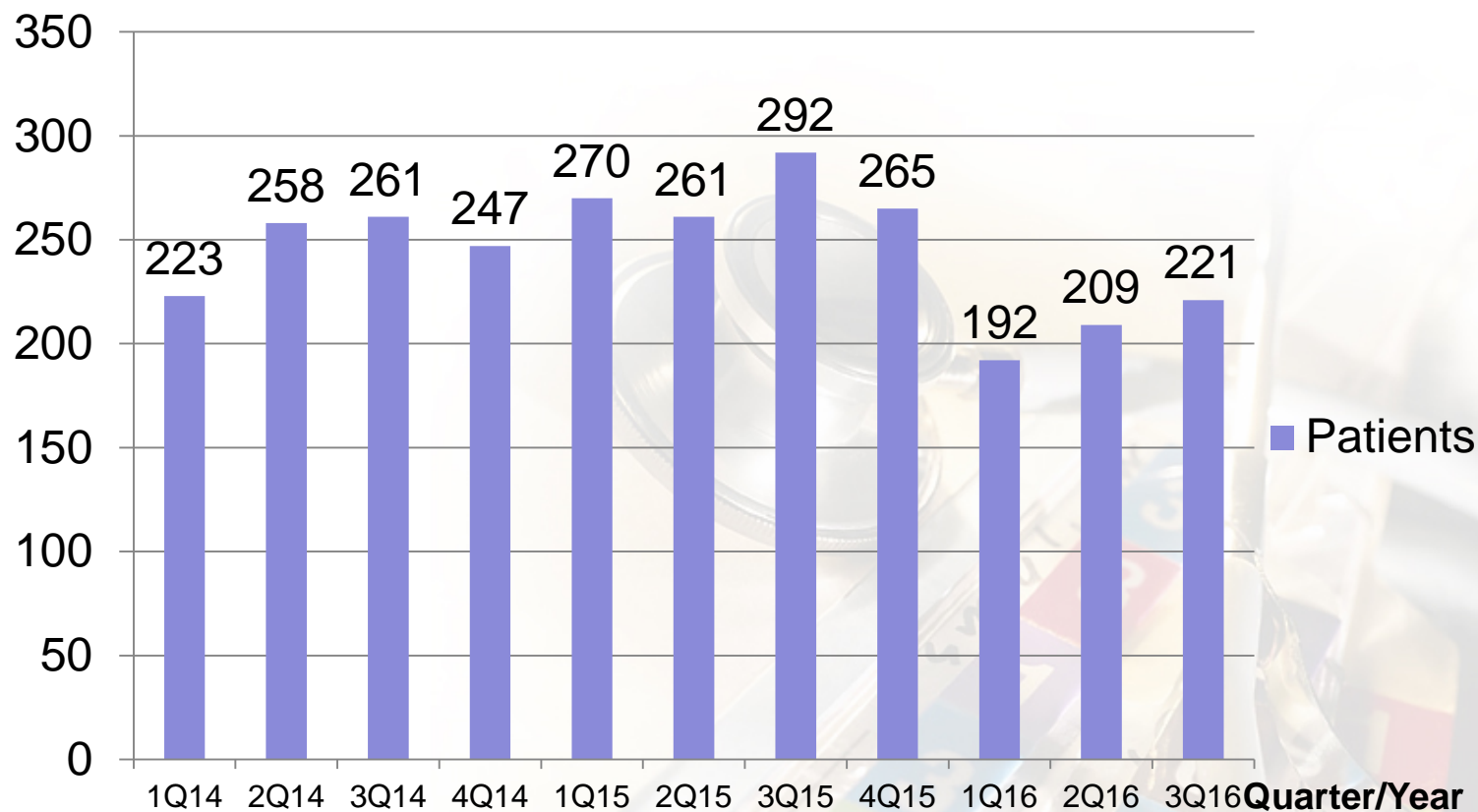
	4Q'13	4Q'14	1Q'15	2Q'15	3Q'15	4Q'15	1Q'16	2Q'16	3Q'16
Threshold Patients	276	247	270	261	292	265	192	209	221
Total Letters Sent	3,580	3,289	3,384	1,271	1,161	1,148	861	905	872
Total E-mails Sent				2,104	2,482	2,487	1,665	1,829	1,967
Total Notifications	3,580	3,289	3,384	3,375	3,643	3,635	2,526	2,734	2,839



K-TRACS

KANSAS TRACKING AND REPORTING OF CONTROLLED SUBSTANCES

PMP Threshold Patients





K-TRACS

KANSAS TRACKING AND REPORTING OF CONTROLLED SUBSTANCES

PMP Threshold Patients

- 3Q16 Threshold report generated **221** individuals meeting 5/5/90.
- Top patient meeting threshold (5/5/90) visiting most **PHYSICIANS**:
 - 25 Physicians/ 5 Pharmacies/ 25 Prescriptions (Q3 2016)
 - 16 Physicians/ 7 Pharmacies/ 29 Prescriptions (Q2 2016)
 - 15 Physicians/ 5 Pharmacies/ 17 Prescriptions (Q1 2016)
 - 19 Physicians/ 9 Pharmacies/ 20 Prescriptions (Q4 2015)
 - 17 Physicians/ 11 Pharmacies/ 32 Prescriptions (Q3 2015)
- Top patient meeting threshold (5/5/90)visiting most **PHARMACIES**:
 - 15 Physicians/ 10 Pharmacies/22Prescriptions (Q3 2016)
 - 13 Physicians/ 9 Pharmacies/15 Prescriptions (Q2 2016)
 - 13 Physicians/ 13 Pharmacies/15 Prescriptions (Q1 2016)
 - 14 Physicians/ 13 Pharmacies/14 Prescriptions (Q4 2015)
 - 15 Physicians/ 12 Pharmacies/19 Prescriptions (Q3 2015)



K-TRACS

KANSAS TRACKING AND REPORTING OF CONTROLLED SUBSTANCES

Harold Rogers Data (Appriss Report)

Category	4Q13	4Q14	4Q15	1Q16
Registered Prescribers	4,003	4,592	6,657	6,928
Registered Pharmacists	1,770	2,086	2,585	2,667
Patients 5/5/90	218	218	265	193
Solicited Reports to Prescribers	24,104	54,254	78,972	89,726
Solicited Reports to Pharmacists	30,190	53,020	53,809	53,194
Solicited Reports to Medicaid Managed Care Organizations or Law Enforcement	27	4	19	21
Solicited Reports to Regulatory Agencies	32	0	0	0
Solicited Reports to Medical Examiners	3	20	17	31
Solicited Reports to Drug Treatment	0	0	0	0
Solicited Reports to Drug Courts	0	0	0	0
Solicited Reports to Other End Users	0	0	0	0
Unsolicited Reports to Prescribers	6,198	4,565	7,541	1,536
Unsolicited Reports to Pharmacist	631	637	696	474
Solicited Reports to Prescribers Out of State	463	718	1,145	1,407
Solicited Reports to Pharmacist Out of State	254	665	875	1,609
Unsolicited Reports to Prescribers Out of State	1,308	945	2,447	215
Unsolicited Reports to Pharmacist Out of State	138	60	122	18

K-TRACS

KANSAS TRACKING AND REPORTING OF CONTROLLED SUBSTANCES

NABP PMPi Update

- Total number of live participating state PMPs: **33*** (last report showed 30)

Alaska	Iowa	New Jersey	Tennessee
Arizona	Kansas	New Mexico	Utah
Arkansas	Kentucky	New York	Vermont
Colorado	Louisiana	North Dakota	Virginia
Connecticut	Maryland	Ohio	West Virginia
Delaware	Michigan	Oklahoma	Wisconsin
Idaho	Minnesota	Rhode Island	
Illinois	Mississippi	South Carolina	
Indiana	Nevada	South Dakota	

- Total number of states Kansas now sharing data with: **22**** (last report showed 24)
(Need to add AK, DE, KY, LA, MD, NJ, NY, RI, TN and VT)

*Alaska, Vermont and New York new to PMPi.

**Erroneously reported sharing with LA and DE previously.



K-TRACS

KANSAS TRACKING AND REPORTING OF CONTROLLED SUBSTANCES

PMP InterConnect Dashboard View

PMPi PERFORMANCE REPORT

[Back to Dashboard](#)

Date Starting through Date Ending

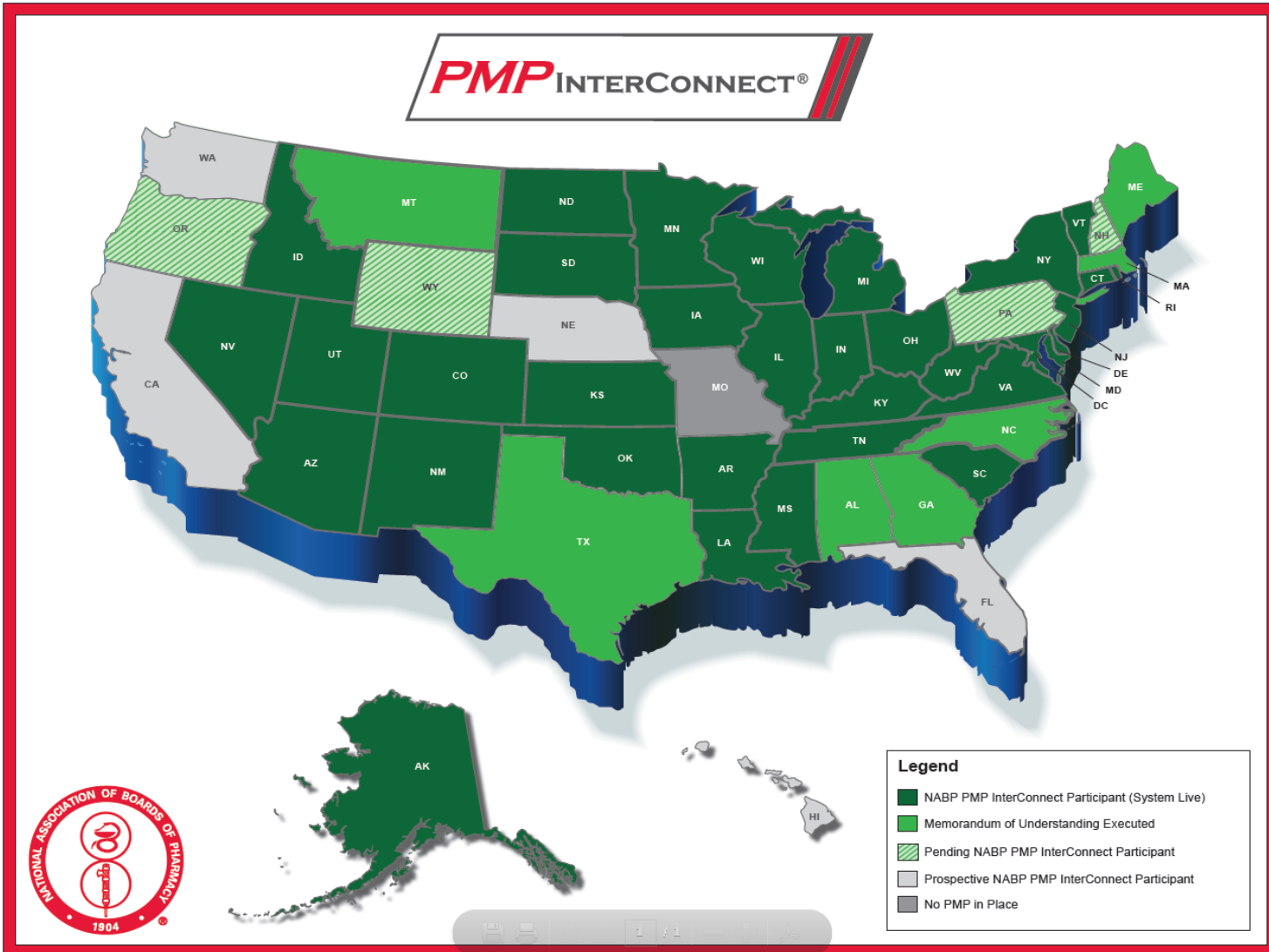
	Requests To	# Successful Responses	% Successful Responses	Average Response Time	% Transactions Responded in < 5 seconds
Alaska					
Arizona	192	192	100%	2.39 sec	92%
Arkansas	231	231	100%	0.63 sec	100%
Colorado	330	330	100%	0.52 sec	100%
Connecticut	99	99	100%	2.41 sec	98%
Delaware					
Idaho	132	132	100%	0.74 sec	100%
Illinois	130	130	100%	0.3 sec	100%
Indiana	133	132	99%	4.38 sec	84%
Iowa	191	191	100%	0.86 sec	100%
Kansas	0	0	-	-	-
Kentucky					
LACIE					
Louisiana					
Maryland Disclosures					
Maryland Requests					
MHIN					
Michigan	137	136	99%	0.83 sec	98%
Minnesota	131	130	99%	0.59 sec	100%
Mississippi	133	133	100%	0.56 sec	100%
Narxcheck					
NDHIN					
Nevada	94	94	100%	0.66 sec	100%
New Jersey					
New Mexico	188	179	95%	2.23 sec	95%
New York					
North Carolina					
North Dakota	135	135	100%	0.8 sec	100%
Ohio	133	133	100%	0.76 sec	99%
Oklahoma	436	436	100%	0.39 sec	100%
Rhode Island					
South Carolina	129	129	100%	0.55 sec	100%
South Dakota	135	135	100%	0.88 sec	100%
Tennessee					
Texas					
Utah	102	97	95%	18.08 sec	88%
Vermont					
Via Christi Health					
Virginia	103	102	99%	3.25 sec	87%
West Virginia	127	126	99%	0.97 sec	99%
Wisconsin	132	132	100%	0.62 sec	100%

PMP	State Level Control Summary	
	Requests Authorized	Disclosures Authorized
Alaska	<input type="checkbox"/>	<input type="checkbox"/>
Arizona	<input checked="" type="checkbox"/>	<input checked="" type="checkbox"/>
Arkansas	<input checked="" type="checkbox"/>	<input checked="" type="checkbox"/>
Colorado	<input checked="" type="checkbox"/>	<input checked="" type="checkbox"/>
Connecticut	<input checked="" type="checkbox"/>	<input checked="" type="checkbox"/>
Delaware	<input checked="" type="checkbox"/>	<input checked="" type="checkbox"/>
Idaho	<input checked="" type="checkbox"/>	<input checked="" type="checkbox"/>
Illinois	<input checked="" type="checkbox"/>	<input checked="" type="checkbox"/>
Indiana	<input checked="" type="checkbox"/>	<input checked="" type="checkbox"/>
Iowa	<input checked="" type="checkbox"/>	<input checked="" type="checkbox"/>
Kansas	<input checked="" type="checkbox"/>	<input checked="" type="checkbox"/>
Kentucky	<input type="checkbox"/>	<input type="checkbox"/>
LACIE	<input type="checkbox"/>	<input checked="" type="checkbox"/>
Louisiana	<input checked="" type="checkbox"/>	<input checked="" type="checkbox"/>
Maryland Disclosures	<input type="checkbox"/>	<input type="checkbox"/>
Maryland Requests	<input type="checkbox"/>	<input type="checkbox"/>
MHIN	<input type="checkbox"/>	<input type="checkbox"/>
Michigan	<input checked="" type="checkbox"/>	<input checked="" type="checkbox"/>
Minnesota	<input checked="" type="checkbox"/>	<input checked="" type="checkbox"/>
Mississippi	<input checked="" type="checkbox"/>	<input checked="" type="checkbox"/>



K-TRACS

KANSAS TRACKING AND REPORTING OF CONTROLLED SUBSTANCES

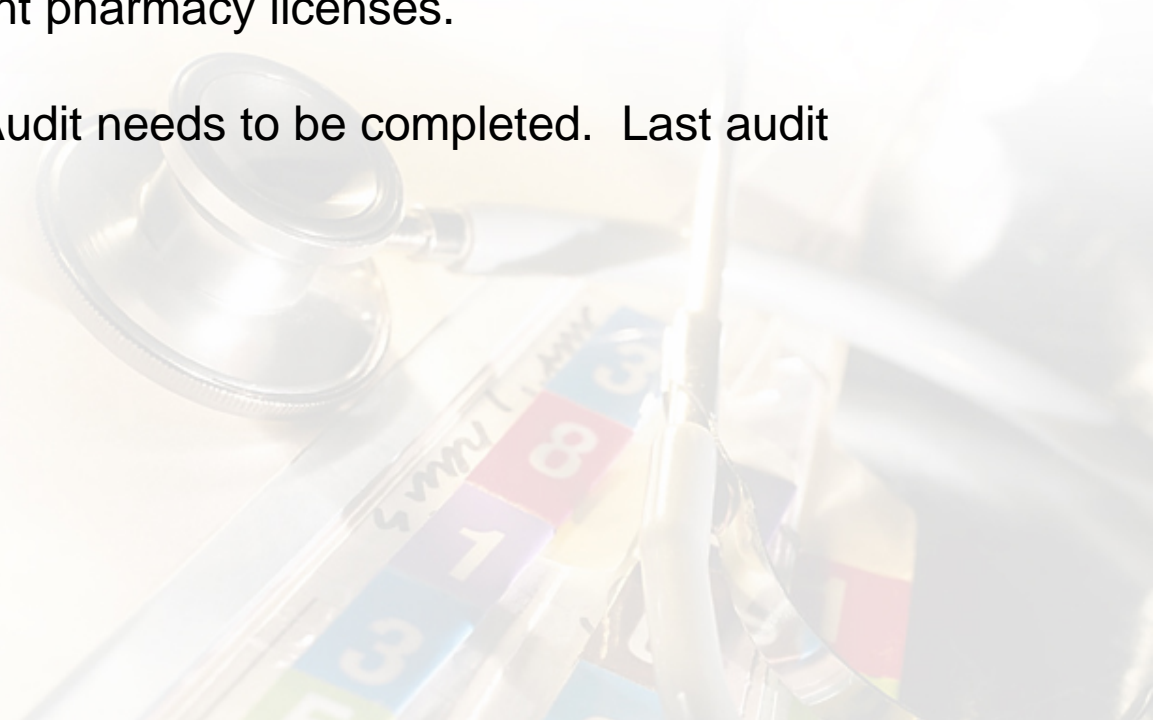


A close-up photograph of a silver stethoscope resting on a binder with colorful tabs. The tabs are labeled with numbers and letters, including '5', '3', '7', '5', '3', '6', and 'M'.

K-TRACS

KANSAS TRACKING AND REPORTING OF CONTROLLED SUBSTANCES

PMP Data Submitter's Reporting Compliance

- Continue to update pharmacy information in K-TRACS to match licensing database.
 - Continue to send PMP reporting requirement inserts with all new resident and non-resident pharmacy licenses.
 - Reporting Compliance Audit needs to be completed. Last audit completed August 2015.
- 
- A large, faded, semi-transparent image of a stethoscope and binder tabs, similar to the one in the top left corner, serves as a background for the lower half of the slide.



Kansas PMP Initiatives

Harold Rogers Grant

Project End Date is **December 31, 2016.**

KDADS Project

- Assist patients hitting PMP 5/5/90 threshold (rehabilitation /counseling)
- KDADS contract for services that ValueOptions provides is out for bid.
- No recent update. Need status of MOU.

Other Projects:

- K-TRACS registration link within licensing software:
New licensing software contract was signed in December and development has begun. Projected go-live date for licensing module is late May 2016. K-TRACS registration link will be built after inspection and compliance modules so expected implementation is mid to late summer 2016.
- Timeline for new Patient Alert Enhancement presented at last meeting is July, 2016.




Kansas PMP Initiatives

SAMHSA Grant

Project End Date is **September 29, 2016.**

Hospital and HIE Integration Projects Complete

Pharmacy

- Possible new partner: Walmart.
 - MOU draft sent to their legal team early April.
 - Awaiting official response but appears unlikely to move forward.
- 



K-TRACS Update

FUNDING K-TRACS

PMP Interconnect

- *NABP will continue funding PMPi through June 2021.*

K-TRACS

- *Funding by NABP through Apriss will end **June 30, 2016.***
- *Board submitting request to Purchasing for sole source approval.*
- *Apriss Estimate for Annual Service Fees (Hosting/Maintenance/Support):*

Year 1	Year 2	Year 3	Year 4	Year 5
\$101,000	\$104,030	\$107,150	\$110,364	\$113,674