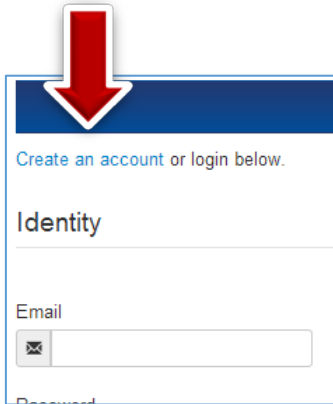


Quick User Guide – Registering for an Account in PMP AWARxE



Create an account or login below.

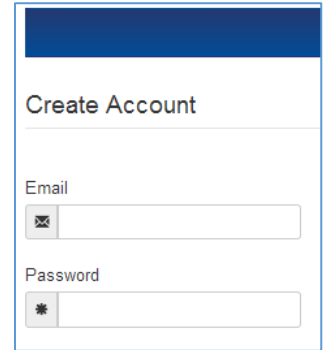
Identity

Email

Password

1. Go to the PMP AWARxE login page for your state (ex. <https://mississippi.pmpaware.net>, <https://kansas.pmpaware.net>, or <https://nevada.pmpaware.net>) and click the blue type that says “Create an Account”, above the login fields.

2. This will take you to a screen where you will enter your email address that will serve as your login name, and set up a password. The password must contain at least 8 characters, including 1 capital letter, 1 symbol, and 1 lowercase letter. (Ex. Doctor1\$) Click **Register** when finished.



Create Account

Email

Password

3. This will send a verification link to the email address used to create the account. You must click the link in the email to verify the account so that the administrator can approve it. (You can check your email for this link after completing the registration process.)

4. The next screen will allow you to select a role (healthcare or law enforcement), once you have done so click **Update User Roles and Continue**.

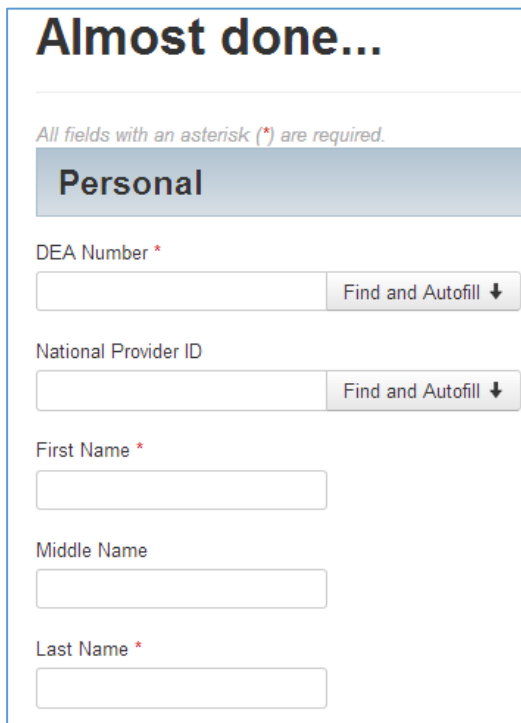
5. The final screen for registration will ask the user to provide information about themselves to complete the process. Fields marked with an asterisk must be completed. When the page has been completed, click **Finish** at the bottom.



Select Roles

▼ Healthcare Professional

- Physician (MD, DO, DPM)
- Dentist
- Nurse Practitioner / Clinical Nurse Specialist
- Physician Assistant
- Podiatric Physician (DPM)



Almost done...

All fields with an asterisk (*) are required.

Personal

DEA Number *

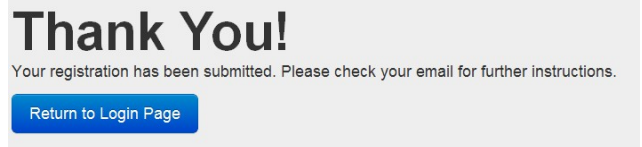
National Provider ID

First Name *

Middle Name

Last Name *

6. The system will display a message saying your registration has been submitted.



Thank You!

Your registration has been submitted. Please check your email for further instructions.

Return to Login Page

7. Don't forget to check your email and to click the verification link which was sent early in the registration process.

8. The administrator will need to approve the account before you can request Rx History Reports.

**For a complete walkthrough of the Registration process, including Delegate accounts, please see the state's PMP AWARxE User Registration Guide.*